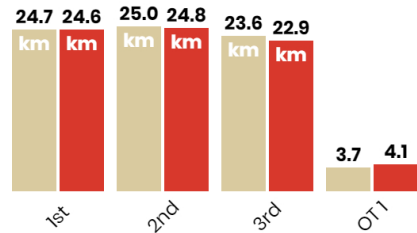


### Puck control

	Time	%
Vålerenga	19:35	.300
Storhamar	18:07	.277
Contested	6:14	.095
Not controlled	21:24	.328

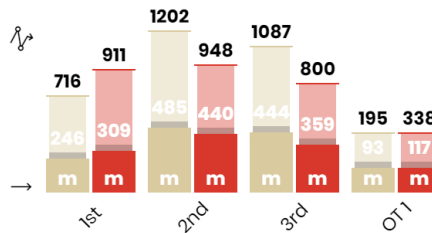


### Team travel

	Storhamar	Vålerenga
1st Period	24673 m	24586 m
2nd Period	25050 m	24795 m
3rd Period	23551 m	22927 m
OT 1	3721 m	4069 m

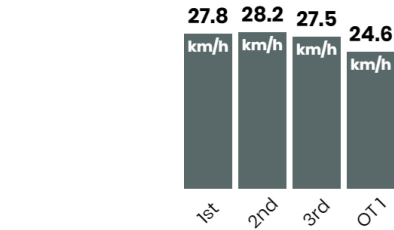
### Face-Off wins

	Total	By spot
Offensive zone	9/22	(3/7, 6/15)
Neutral zone	5/21	
Defensive zone	14/22	(8/15, 6/7)



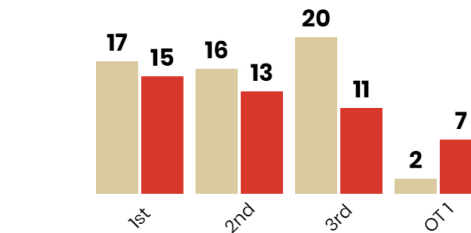
### Total and forward pass distance

	Storhamar	Vålerenga
1st Period	716 m / 246 m	911 m / 309 m
2nd Period	1202 m / 485 m	948 m / 440 m
3rd Period	1087 m / 444 m	800 m / 359 m
OT 1	195 m / 93 m	338 m / 117 m



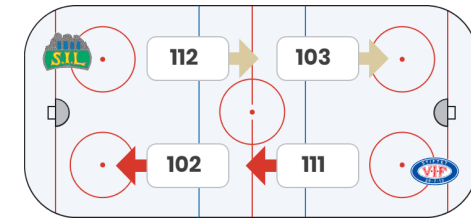
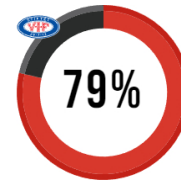
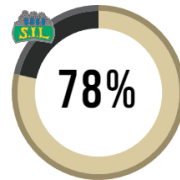
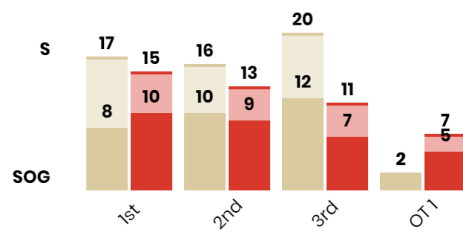
### Puck's average speed

	Average speed
1st Period	27.8 km/h
2nd Period	28.2 km/h
3rd Period	27.5 km/h
OT 1	24.6 km/h



### Shots

	Storhamar	Vålerenga
1st Period	17	15
2nd Period	16	13
3rd Period	20	11
OT 1	2	7



### Shots on goal and all shots

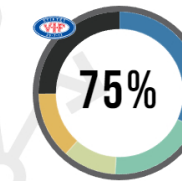
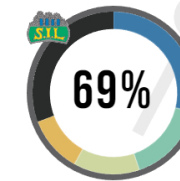
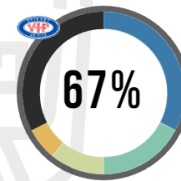
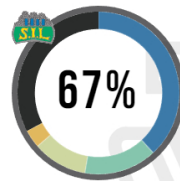
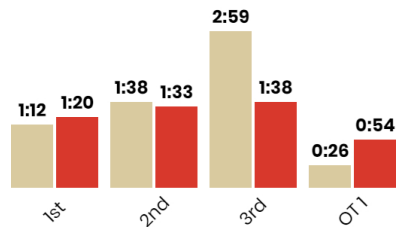
	Storhamar	Vålerenga
1st Period	8 / 17	10 / 15
2nd Period	10 / 16	9 / 13
3rd Period	12 / 20	7 / 11
OT 1	2 / 2	5 / 7

### Pass percentage

	Storhamar	Vålerenga
Successful	273	272
All	348	346

### Blue line crossings

	Storhamar DBC	Storhamar OBC	Vålerenga DBC	Vålerenga OBC
1st Period	31	32	37	31
2nd Period	38	34	35	35
3rd Period	33	31	34	30
OT 1	10	6	5	6



### Offensive zone time

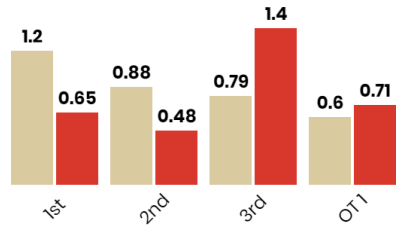
	Storhamar	Vålerenga
1st Period	1:12	1:20
2nd Period	1:38	1:33
3rd Period	2:59	1:38
OT 1	0:26	0:54

### Shots under pressure

	Storhamar	Vålerenga
Not pressured	18	15
Pressured	37	31

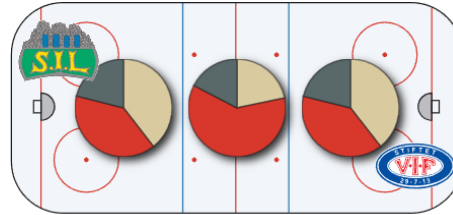
### Passes under pressure

	Storhamar	Vålerenga
Not pressured	107	87
Pressured	241	259



Sum of all shot xG values

	Storhamar	Vålerenga
1st Period	1.2	0.65
2nd Period	0.88	0.48
3rd Period	0.79	1.4
OT 1	0.6	0.71



Puck contest wins

	Storhamar	Vålerenga	No winner
Home team zone	30 (.395)	30 (.395)	16 (.211)
Neutral zone	5 (.217)	14 (.609)	4 (.174)
Away team zone	41 (.394)	41 (.394)	22 (.212)

## Traditional

Team	#	Player	Pos	G	A	P	PIM	+	-	+/-
Vålerenga	56	Taimi Tommi	RD	0	0	0	2	1	2	-1
Vålerenga	81	Nielsen Andrew	LD	0	2	0	2	2	1	1
Vålerenga	72	Solberg Stian	LD	1	0	0	0	3	2	1
Storhamar	4	Kindl Jacub	RD	0	0	0	0	0	1	-1
Vålerenga	46	Olimb Mathis	C	1	0	0	0	1	1	0
Vålerenga	6	Ekelund Kalle	RD	0	0	0	4	0	0	0
Storhamar	41	Thoresen Patrick	LW	0	0	0	0	2	0	2
Storhamar	27	Martinsen Andreas	LW	0	1	0	0	1	1	0
Storhamar	77	Rønningen Sverre	LD	0	1	0	2	1	1	0
Storhamar	12	Berglund Jacob	C	1	0	0	0	3	1	2
Storhamar	17	Salsten Eirik	RW	0	1	0	0	1	0	1
Vålerenga	22	Røymark Martin	LW	0	0	0	0	0	2	-2
Vålerenga	18	Olsen Thomas	RW	0	1	0	0	1	1	0
Vålerenga	27	Partanen Mika	LW	0	1	0	0	1	1	0
Storhamar	71	Espeland Stefan	RD	0	1	0	0	2	0	2
Storhamar	89	Quenneville Peter	RW	2	0	0	0	1	1	0
Storhamar	36	Johnsen Martin	C	0	1	0	2	1	0	1
Vålerenga	19	Finstad Pontus	LW	0	1	0	0	1	0	1
Vålerenga	92	Dostie Alex	RW	0	0	0	0	0	2	-2
Storhamar	88	Hjelm Andreas	LD	0	1	0	0	1	1	0

Team	#	Player	Pos	G	A	P	PIM	+	-	+/-
Storhamar	22	Rønnild Martin	RW	0	0	0	0	0	2	-2
Storhamar	54	Hurrød Sander	LD	0	0	0	0	1	1	0
Vålerenga	28	Karterud Jørgen	RW	1	0	0	0	1	0	1
Vålerenga	47	Johansen Sebastian	C	0	1	0	0	1	0	1
Storhamar	47	Saxrud Danielsen Adrian	LD	1	0	0	0	1	1	0
Vålerenga	25	Bengtsson Christopher	C	0	0	0	0	0	2	-2
Storhamar	43	Strøm William	RD	0	0	0	0	0	1	-1
Storhamar	28	Solem Samuel	LW	0	0	0	2	0	2	-2
Vålerenga	24	Mowe Herman	RD	0	0	0	2	0	1	-1
Storhamar	98	Lundell Noer Jacob	C	0	0	0	0	0	2	-2
Storhamar	66	Dahl Andreas	RW	0	1	0	0	1	0	1
Storhamar	83	Pappalardo Kenneth	C	0	0	0	0	0	0	0
Vålerenga	16	Brekke Henriksen Magnus	C	0	0	0	0	1	0	1
Vålerenga	68	Thoresen Sander	RW	1	0	0	0	1	0	1
Storhamar	91	Bryhnisveen Marcus	LW	0	0	0	0	0	0	0
Vålerenga	9	Torrissen Christian Lillestøl	LW	0	1	0	0	1	0	1
Vålerenga	38	Semmerud-Garcia Bastien	LD	0	0	0	0	0	0	0
Vålerenga	95	Svensen Didrik	RD	0	0	0	0	0	0	0
Storhamar	45	Sandnes Axel	RD	0	0	0	0	0	0	0
Vålerenga	20	Nyhus Myhre Jørgen	LD	0	0	0	0	0	0	0

## Team play

Team	#	Player	Pos	CF	CA	CF%	CF% Rel	FF%	FF% Rel
Vålerenga	56	Taimi Tommi	RD	32	24	.571	.238	.614	.320
Vålerenga	81	Nielsen Andrew	LD	16	25	.390	-0.05	.344	-0.12
Vålerenga	72	Solberg Stian	LD	15	30	.333	-0.18	.378	-0.08
Storhamar	4	Kindl Jacub	RD	13	22	.371	-0.25	.357	-0.26
Vålerenga	46	Olimb Mathis	C	16	29	.356	-0.21	.375	-0.20
Vålerenga	6	Ekelund Kalle	RD	8	17	.320	-0.20	.211	-0.33
Storhamar	41	Thoresen Patrick	LW	28	16	.636	.163	.629	.150
Storhamar	27	Martinsen Andreas	LW	19	11	.633	.101	.625	.083
Storhamar	77	Rønningen Sverre	LD	12	12	.500	-0.06	.474	-0.09
Storhamar	12	Berglund Jacob	C	25	13	.658	.140	.688	.188
Storhamar	17	Salsten Eirik	RW	24	9	.727	.244	.731	.241
Vålerenga	22	Røymark Martin	LW	8	16	.333	-0.12	.250	-0.21
Vålerenga	18	Olsen Thomas	RW	15	21	.417	-0.14	.438	-0.11
Vålerenga	27	Partanen Mika	LW	9	23	.281	-0.29	.269	-0.30
Storhamar	71	Espelund Stefan	RD	24	9	.727	.202	.769	.247
Storhamar	89	Quenneville Peter	RW	22	12	.647	.093	.640	.062
Storhamar	36	Johnsen Martin	C	26	7	.788	.306	.792	.281
Vålerenga	19	Finstad Pontus	LW	16	9	.640	.302	.650	.330
Vålerenga	92	Dostie Alex	RW	13	14	.481	-0.01	.476	-0.01
Storhamar	88	Hjelm Andreas	LD	19	11	.633	.074	.625	.047

Team	#	Player	Pos	CF	CA	CF%	CF% Rel	FF%	FF% Rel
Storhamar	22	Rønnild Martin	RW	7	10	.412	-0.21	.467	-0.16
Storhamar	54	Hurrød Sander	LD	14	13	.519	-0.06	.579	.008
Vålerenga	28	Karterud Jørgen	RW	16	7	.696	.367	.722	.415
Vålerenga	47	Johansen Sebastian	C	15	12	.556	.189	.571	.224
Storhamar	47	Saxrud Danielsen Adrian	LD	8	10	.444	-0.13	.467	-0.11
Vålerenga	25	Bengtsson Christopher	C	7	13	.350	-0.14	.286	-0.20
Storhamar	43	Strøm William	RD	13	14	.481	-0.02	.440	-0.08
Storhamar	28	Solem Samuel	LW	3	11	.214	-0.43	.200	-0.45
Vålerenga	24	Mowe Herman	RD	9	12	.429	.026	.375	-0.03
Storhamar	98	Lundell Noer Jacob	C	4	10	.286	-0.34	.273	-0.37
Storhamar	66	Dahl Andreas	RW	9	7	.563	-0.02	.583	-0.01
Storhamar	83	Pappalardo Kenneth	C	1	8	.111	-0.49	.143	-0.46
Vålerenga	16	Brekke Henriksen Magnus	C	7	4	.636	.255	.625	.252
Vålerenga	68	Thoresen Sander	RW	10	6	.625	.192	.667	.252
Storhamar	91	Bryhnisveen Marcus	LW	2	8	.200	-0.39	.222	-0.39
Vålerenga	9	Torrissen Christian Lillestøl	LW	6	2	.750	.333	.750	.361
Vålerenga	38	Semmerud-Garcia Bastien	LD	3	0	1.00	.588	1.00	.607
Vålerenga	95	Svendsen Didrik	RD	1	0	1.00	.588	1.00	.632
Storhamar	45	Sandnes Axel	RD	0	0	-	-	-	-
Vålerenga	20	Nyhus Myhre Jørgen	LD	0	0	-	-	-	-

## Team play

Team	#	Player	Pos	oiSV%	oiSH%	PDO	Screens	PME/min
Vålerenga	56	Taimi Tommi	RD	.846	.095	.941	0	2.5
Vålerenga	81	Nielsen Andrew	LD	.875	.273	1.15	0	-3
Vålerenga	72	Solberg Stian	LD	.889	.273	1.16	0	-2.4
Storhamar	4	Kindl Jacub	RD	.938	0	.938	0	-5.6
Vålerenga	46	Olimb Mathis	C	.947	.083	1.03	0	1.7
Vålerenga	6	Ekelund Kalle	RD	.909	0	.909	0	-4.9
Storhamar	41	Thoresen Patrick	LW	.909	.188	1.10	0	5.5
Storhamar	27	Martinsen Andreas	LW	.889	.091	.980	0	-0.1
Storhamar	77	Rønningen Sverre	LD	.900	.200	1.10	0	-2.4
Storhamar	12	Berglund Jacob	C	.778	.200	.978	2	4.8
Storhamar	17	Salsten Eirik	RW	1.00	.143	1.14	2	6.1
Vålerenga	22	Røymark Martin	LW	.571	.250	.821	0	-7.7
Vålerenga	18	Olsen Thomas	RW	.923	.083	1.01	0	1.6
Vålerenga	27	Partanen Mika	LW	.929	.167	1.10	1	-2.6
Storhamar	71	Espeland Stefan	RD	1.00	.176	1.18	1	10.6
Storhamar	89	Quenneville Peter	RW	.875	.182	1.06	1	4.7
Storhamar	36	Johnsen Martin	C	1.00	.154	1.15	2	10.9
Vålerenga	19	Finstad Pontus	LW	1.00	.111	1.11	0	3
Vålerenga	92	Dostie Alex	RW	.667	0	.667	0	-2.9
Storhamar	88	Hjelm Andreas	LD	.833	.100	.933	0	4.4



Team	#	Player	Pos	oiSV%	oiSH%	PDO	Screens	PME/min
Storhamar	22	Rønnild Martin	RW	.600	0	.600	0	-4.9
Storhamar	54	Hurrød Sander	LD	.875	.100	.975	1	0.9
Vålerenga	28	Karterud Jørgen	RW	1.00	.100	1.10	0	3.4
Vålerenga	47	Johansen Sebastian	C	1.00	.111	1.11	0	2.4
Storhamar	47	Saxrud Danielsen Adrian	LD	.714	.200	.914	0	-2.3
Vålerenga	25	Bengtsson Christopher	C	.600	.250	.850	0	-9.6
Storhamar	43	Strøm William	RD	.750	0	.750	1	1.3
Storhamar	28	Solem Samuel	LW	.600	0	.600	0	-5.1
Vålerenga	24	Mowe Herman	RD	.750	0	.750	0	-2.9
Storhamar	98	Lundell Noer Jacob	C	.600	0	.600	0	-4.1
Storhamar	66	Dahl Andreas	RW	1.00	.200	1.20	0	2.8
Storhamar	83	Pappalardo Kenneth	C	1.00	0	1.00	0	-4.7
Vålerenga	16	Brekke Henriksen Magnus	C	.667	.200	.867	1	0.4
Vålerenga	68	Thoresen Sander	RW	1.00	.250	1.25	0	1.4
Storhamar	91	Bryhnisveen Marcus	LW	1.00	0	1.00	1	-2.9
Vålerenga	9	Torrissen Christian Lillestøl	LW	1.00	.167	1.17	0	4.6
Vålerenga	38	Semmerud-Garcia Bastien	LD	1.00	0	1.00	0	-
Vålerenga	95	Svendsen Didrik	RD	1.00	0	1.00	0	-
Storhamar	45	Sandnes Axel	RD	1.00	0	1.00	0	-
Vålerenga	20	Nyhus Myhre Jørgen	LD	1.00	0	1.00	0	-

## Shooting

Team	#	Player	Pos	G	S	S%	S (PRE)	S PRE AVG	S TOP (km/h)
Vålerenga	56	Taimi Tommi	RD	0	8	0	4	0.05	125.9 km/h
Vålerenga	81	Nielsen Andrew	LD	0	2	0	2	0.21	112.3 km/h
Vålerenga	72	Solberg Stian	LD	1	3	.333	2	0.06	107.8 km/h
Storhamar	4	Kindl Jacub	RD	0	2	0	1	0.05	113.8 km/h
Vålerenga	46	Olimb Mathis	C	1	4	.250	2	0.09	100.7 km/h
Vålerenga	6	Ekelund Kalle	RD	0	2	0	2	0.3	111.5 km/h
Storhamar	41	Thoresen Patrick	LW	0	5	0	5	0.28	96.0 km/h
Storhamar	27	Martinsen Andreas	LW	0	5	0	1	0.02	123.0 km/h
Storhamar	77	Rønningen Sverre	LD	0	2	0	2	0.09	107.3 km/h
Storhamar	12	Berglund Jacob	C	1	9	.111	5	0.11	128.3 km/h
Storhamar	17	Salsten Eirik	RW	0	7	0	5	0.28	130.4 km/h
Vålerenga	22	Røymark Martin	LW	0	2	0	1	0.26	105.8 km/h
Vålerenga	18	Olsen Thomas	RW	0	6	0	6	0.27	118.4 km/h
Vålerenga	27	Partanen Mika	LW	0	3	0	3	0.57	107.8 km/h
Storhamar	71	Espeland Stefan	RD	0	3	0	1	0.05	95.7 km/h
Storhamar	89	Quenneville Peter	RW	2	5	.400	5	0.29	137.7 km/h
Storhamar	36	Johnsen Martin	C	0	1	0	0	0	120.4 km/h
Vålerenga	19	Finstad Pontus	LW	0	4	0	2	0.08	92.5 km/h
Vålerenga	92	Dostie Alex	RW	0	0	-	0	-	-
Storhamar	88	Hjelm Andreas	LD	0	1	0	1	0.07	99.5 km/h

Team	#	Player	Pos	G	S	S%	S (PRE)	S PRE AVG	S TOP (km/h)
Storhamar	22	Rønnild Martin	RW	0	4	0	3	0.17	102.4 km/h
Storhamar	54	Hurrød Sander	LD	0	3	0	3	0.12	125.9 km/h
Vålerenga	28	Karterud Jørgen	RW	1	6	.167	4	0.23	123.7 km/h
Vålerenga	47	Johansen Sebastian	C	0	0	-	0	-	-
Storhamar	47	Saxrud Danielsen Adrian	LD	1	3	.333	2	0.28	109.8 km/h
Vålerenga	25	Bengtsson Christopher	C	0	0	-	0	-	-
Storhamar	43	Strøm William	RD	0	1	0	1	0.07	101.1 km/h
Storhamar	28	Solem Samuel	LW	0	2	0	1	0.12	76.5 km/h
Vålerenga	24	Mowe Herman	RD	0	0	-	0	-	-
Storhamar	98	Lundell Noer Jacob	C	0	0	-	0	-	-
Storhamar	66	Dahl Andreas	RW	0	2	0	1	0.05	86.7 km/h
Storhamar	83	Pappalardo Kenneth	C	0	0	-	0	-	-
Vålerenga	16	Brekke Henriksen Magnus	C	0	0	-	0	-	-
Vålerenga	68	Thoresen Sander	RW	1	4	.250	2	0.14	72.7 km/h
Storhamar	91	Bryhnisveen Marcus	LW	0	0	-	0	-	-
Vålerenga	9	Torrissen Christian Lillestøl	LW	0	2	0	1	0.11	73.9 km/h
Vålerenga	38	Semmerud-Garcia Bastien	LD	0	0	-	0	-	-
Vålerenga	95	Svendsen Didrik	RD	0	0	-	0	-	-
Storhamar	45	Sandnes Axel	RD	0	0	-	0	-	-
Vålerenga	20	Nyhus Myhre Jørgen	LD	0	0	-	0	-	-

**xG**

Team	#	Player	Pos	xGsum	xGavg	xGF	xGa	xGF%	xGF% Rel
Vålerenga	56	Taimi Tommi	RD	0.26	0.032	2.6	1.32	0.66	.400
Vålerenga	81	Nielsen Andrew	LD	0.017	0.0083	0.77	1.35	0.36	-0.10
Vålerenga	72	Solberg Stian	LD	0.13	0.043	1.2	2.15	0.35	-0.20
Storhamar	4	Kindl Jacub	RD	0.047	0.023	0.71	1.51	0.32	-0.26
Vålerenga	46	Olimb Mathis	C	0.82	0.21	1.6	2.27	0.41	-0.27
Vålerenga	6	Ekelund Kalle	RD	0.049	0.024	0.26	0.67	0.28	-0.27
Storhamar	41	Thoresen Patrick	LW	0.19	0.038	2.1	1.47	0.59	.154
Storhamar	27	Martinsen Andreas	LW	0.073	0.015	1.2	0.94	0.56	.037
Storhamar	77	Rønningen Sverre	LD	0.017	0.0084	0.82	0.58	0.59	.090
Storhamar	12	Berglund Jacob	C	1.2	0.14	2	1.25	0.62	.110
Storhamar	17	Salsten Eirik	RW	0.48	0.069	1.3	0.55	0.71	.246
Vålerenga	22	Røymark Martin	LW	0.023	0.011	0.43	0.92	0.32	-0.14
Vålerenga	18	Olsen Thomas	RW	0.4	0.066	1.7	1.53	0.53	-0.07
Vålerenga	27	Partanen Mika	LW	0.052	0.017	0.85	1.57	0.35	-0.28
Storhamar	71	Espelund Stefan	RD	0.046	0.015	1.6	0.31	0.84	.350
Storhamar	89	Quenneville Peter	RW	0.12	0.024	0.88	0.97	0.47	-0.15
Storhamar	36	Johnsen Martin	C	0.21	0.21	1.2	0.48	0.71	.224
Vålerenga	19	Finstad Pontus	LW	0.33	0.082	1	0.27	0.79	.471
Vålerenga	92	Dostie Alex	RW	0	-	0.75	0.84	0.47	-0.07
Storhamar	88	Hjelm Andreas	LD	0.014	0.014	1.3	0.49	0.73	.236

Team	#	Player	Pos	xGsum	xGavg	xGF	xGa	xGF%	xGF% Rel
Storhamar	22	Rønnild Martin	RW	0.39	0.096	0.46	0.34	0.57	.003
Storhamar	54	Hurrød Sander	LD	0.024	0.0081	0.53	0.59	0.48	-0.08
Vålerenga	28	Karterud Jørgen	RW	0.6	0.1	0.98	0.2	0.83	.513
Vålerenga	47	Johansen Sebastian	C	0	-	0.97	0.61	0.62	.209
Storhamar	47	Saxrud Danielsen Adrian	LD	0.32	0.11	0.44	1.41	0.24	-0.40
Vålerenga	25	Bengtsson Christopher	C	0	-	0.36	0.83	0.3	-0.21
Storhamar	43	Strøm William	RD	0.011	0.011	0.77	1.52	0.34	-0.08
Storhamar	28	Solem Samuel	LW	0.031	0.015	0.062	0.35	0.15	-0.41
Vålerenga	24	Mowe Herman	RD	0	-	0.7	0.83	0.46	.024
Storhamar	98	Lundell Noer Jacob	C	0	-	0.29	0.34	0.46	-0.07
Storhamar	66	Dahl Andreas	RW	0.25	0.13	0.69	0.44	0.61	.114
Storhamar	83	Pappalardo Kenneth	C	0	-	0.013	0.44	0.029	-0.49
Vålerenga	16	Brekke Henriksen Magnus	C	0	-	0.15	0.11	0.57	.104
Vålerenga	68	Thoresen Sander	RW	0.36	0.091	0.63	0.08	0.89	.386
Storhamar	91	Bryhnisveen Marcus	LW	0	-	0.036	0.47	0.071	-0.45
Vålerenga	9	Torrissen Christian Lillestøl	LW	0.2	0.099	0.26	0.03	0.89	.389
Vålerenga	38	Semmerud-Garcia Bastien	LD	0	-	0.21	0	1	.537
Vålerenga	95	Svensen Didrik	RD	0	-	0.039	0	1	.426
Storhamar	45	Sandnes Axel	RD	0	-	0	0	-	-
Vålerenga	20	Nyhus Myhre Jørgen	LD	0	-	0	0	-	-

**EPV**

Team	#	Player	Pos	P Progr.	P Repr.	P Losses	P Turnovers	P Total
Vålerenga	56	Taimi Tommi	RD	0.43	-0.05	-0.052	-0.053	0.28
Vålerenga	81	Nielsen Andrew	LD	0.27	-0.0053	-0.095	-0.059	0.11
Vålerenga	72	Solberg Stian	LD	0.12	-0.0026	-0.018	-0.015	0.089
Storhamar	4	Kindl Jacub	RD	0.28	-0.032	-0.061	-0.052	0.14
Vålerenga	46	Olimb Mathis	C	0.19	-0.25	-0.24	-0.15	-0.45
Vålerenga	6	Ekelund Kalle	RD	0.087	-0.0078	-0.064	-0.057	-0.041
Storhamar	41	Thoresen Patrick	LW	0.7	-0.073	-0.023	-0.011	0.59
Storhamar	27	Martinsen Andreas	LW	0.27	-0.018	-0.0087	-0.0048	0.24
Storhamar	77	Rønningen Sverre	LD	0.16	-0.017	-0.039	-0.019	0.081
Storhamar	12	Berglund Jacob	C	0.34	-0.02	-0.064	-0.03	0.23
Storhamar	17	Salsten Eirik	RW	0.47	-0.04	-0.12	0	0.31
Vålerenga	22	Røymark Martin	LW	0.049	0	-0.054	-0.03	-0.035
Vålerenga	18	Olsen Thomas	RW	0.055	-0.059	0	0	-0.0045
Vålerenga	27	Partanen Mika	LW	0.5	-0.0043	-0.034	-0.011	0.45
Storhamar	71	Espeland Stefan	RD	0.43	-0.06	-0.12	-0.031	0.22
Storhamar	89	Quenneville Peter	RW	0.33	-0.0052	-0.19	-0.03	0.1
Storhamar	36	Johnsen Martin	C	0.35	-0.14	-0.068	-0.019	0.12
Vålerenga	19	Finstad Pontus	LW	0.28	0	-0.079	-0.022	0.18
Vålerenga	92	Dostie Alex	RW	0.85	-0.015	-0.036	-0.033	0.77
Storhamar	88	Hjelm Andreas	LD	0.36	-0.033	-0.18	-0.0099	0.14

Team	#	Player	Pos	P Progr.	P Repr.	P Losses	P Turnovers	P Total
Storhamar	22	Rønnild Martin	RW	0.0002	-0.035	-0.024	-0.01	-0.069
Storhamar	54	Hurrød Sander	LD	0.054	-0.042	-0.033	-0.032	-0.053
Vålerenga	28	Karterud Jørgen	RW	0.23	0	-0.038	-0.0011	0.19
Vålerenga	47	Johansen Sebastian	C	0.2	-0.01	-0.022	0	0.17
Storhamar	47	Saxrud Danielsen Adrian	LD	0.061	-0.0077	-0.04	-0.019	-0.0056
Vålerenga	25	Bengtsson Christopher	C	0.12	-0.0003	-0.028	-0.0099	0.085
Storhamar	43	Strøm William	RD	0.039	-0.0068	-0.044	-0.026	-0.038
Storhamar	28	Solem Samuel	LW	0.022	-0.0072	-0.043	-0.0088	-0.037
Vålerenga	24	Mowe Herman	RD	0.013	-0.0033	-0.023	-0.0056	-0.02
Storhamar	98	Lundell Noer Jacob	C	0.066	-0.03	-0.0037	0	0.033
Storhamar	66	Dahl Andreas	RW	0.079	-0.014	-0.04	-0.017	0.0085
Storhamar	83	Pappalardo Kenneth	C	0.03	0	-0.02	-0.013	-0.0027
Vålerenga	16	Brekke Henriksen Magnus	C	0.041	-0.0016	0	0	0.04
Vålerenga	68	Thoresen Sander	RW	0.057	0	-0.01	0	0.047
Storhamar	91	Bryhnisveen Marcus	LW	0.028	0	-0.0041	-0.0008	0.023
Vålerenga	9	Torrissen Christian Lillestøl	LW	0.016	-0.0068	0	0	0.0096
Vålerenga	38	Semmerud-Garcia Bastien	LD	0.025	0	0	0	0.025
Vålerenga	95	Svendsen Didrik	RD	0	0	0	0	0
Storhamar	45	Sandnes Axel	RD	0	0	0	0	0
Vålerenga	20	Nyhus Myhre Jørgen	LD	0	0	0	0	0

**EPV**

Team	#	Player	Pos	C Progr.	C Repr.	C Losses	C Total	EPV Total
Vålerenga	56	Taimi Tommi	RD	0.53	-0.34	-0.0013	0.19	0.73
Vålerenga	81	Nielsen Andrew	LD	0.33	-0.23	0.0007	0.1	0.23
Vålerenga	72	Solberg Stian	LD	0.17	-0.1	-0.004	0.06	0.28
Storhamar	4	Kindl Jacub	RD	0.18	-0.2	-0.01	-0.036	0.15
Vålerenga	46	Olimb Mathis	C	0.43	-0.4	-0.012	0.024	0.4
Vålerenga	6	Ekelund Kalle	RD	0.16	-0.092	0	0.072	0.08
Storhamar	41	Thoresen Patrick	LW	0.72	-0.56	-0.035	0.12	0.91
Storhamar	27	Martinsen Andreas	LW	0.37	-0.32	-0.016	0.035	0.34
Storhamar	77	Rønningen Sverre	LD	0.15	-0.11	0	0.04	0.14
Storhamar	12	Berglund Jacob	C	0.33	-0.21	0	0.12	1.6
Storhamar	17	Salsten Eirik	RW	0.42	-0.3	-0.021	0.1	0.89
Vålerenga	22	Røymark Martin	LW	0.083	-0.079	-0.0025	0.002	-0.011
Vålerenga	18	Olsen Thomas	RW	0.1	-0.11	-0.03	-0.035	0.36
Vålerenga	27	Partanen Mika	LW	0.18	-0.14	-0.041	-0.0036	0.5
Storhamar	71	Espeland Stefan	RD	0.22	-0.22	0	0.0013	0.26
Storhamar	89	Quenneville Peter	RW	0.2	-0.13	-0.0052	0.065	0.29
Storhamar	36	Johnsen Martin	C	0.3	-0.3	-0.045	-0.049	0.28
Vålerenga	19	Finstad Pontus	LW	0.37	-0.19	-0.11	0.066	0.58
Vålerenga	92	Dostie Alex	RW	0.19	-0.099	0	0.091	0.86
Storhamar	88	Hjelm Andreas	LD	0.28	-0.28	0	0.0063	0.16



Team	#	Player	Pos	C Progr.	C Repr.	C Losses	C Total	EPV Total
Storhamar	22	Rønnild Martin	RW	0.23	-0.25	0	-0.02	0.3
Storhamar	54	Hurrød Sander	LD	0.11	-0.072	0	0.033	0.0048
Vålerenga	28	Karterud Jørgen	RW	0.36	-0.24	-0.093	0.022	0.81
Vålerenga	47	Johansen Sebastian	C	0.18	-0.15	-0.069	-0.038	0.13
Storhamar	47	Saxrud Danielsen Adrian	LD	0.057	-0.055	0	0.0017	0.32
Vålerenga	25	Bengtsson Christopher	C	0.11	-0.14	-0.029	-0.063	0.022
Storhamar	43	Strøm William	RD	0.11	-0.076	-0.014	0.016	-0.01
Storhamar	28	Solem Samuel	LW	0.11	-0.13	-0.039	-0.053	-0.059
Vålerenga	24	Mowe Herman	RD	0.02	-0.021	-0.001	-0.0019	-0.021
Storhamar	98	Lundell Noer Jacob	C	0.11	-0.1	0	0.0018	0.034
Storhamar	66	Dahl Andreas	RW	0.29	-0.051	-0.14	0.091	0.35
Storhamar	83	Pappalardo Kenneth	C	0.057	-0.053	0	0.0047	0.002
Vålerenga	16	Brekke Henriksen Magnus	C	0.11	-0.036	-0.01	0.062	0.1
Vålerenga	68	Thoresen Sander	RW	0.044	-0.033	0	0.011	0.42
Storhamar	91	Bryhnisveen Marcus	LW	0.011	-0.013	0	-0.0015	0.022
Vålerenga	9	Torrissen Christian Lillestøl	LW	0.1	-0.08	-0.02	0.0034	0.21
Vålerenga	38	Semmerud-Garcia Bastien	LD	0.0058	-0.027	0	-0.021	0.0045
Vålerenga	95	Svensen Didrik	RD	0	0	0	0	0
Storhamar	45	Sandnes Axel	RD	0	0	0	0	0
Vålerenga	20	Nyhus Myhre Jørgen	LD	0	0	0	0	0

## Skating

Team	#	Player	Pos	DIST (m)	SPD TOP (km/h)	SPD AVG (km/h)	Accelerations	Decelerations
Vålerenga	56	Taimi Tommi	RD	7055 m	32.6 km/h	13.8 km/h	88	70
Vålerenga	81	Nielsen Andrew	LD	6518 m	28.8 km/h	12.8 km/h	104	100
Vålerenga	72	Solberg Stian	LD	5943 m	31.7 km/h	13.9 km/h	53	56
Storhamar	4	Kindl Jacub	RD	5958 m	32.2 km/h	14.4 km/h	96	75
Vålerenga	46	Olimb Mathis	C	6119 m	30.5 km/h	15.9 km/h	51	49
Vålerenga	6	Ekelund Kalle	RD	4962 m	31.9 km/h	13.8 km/h	41	45
Storhamar	41	Thoresen Patrick	LW	5022 m	31.3 km/h	14.4 km/h	75	55
Storhamar	27	Martinsen Andreas	LW	5473 m	34.8 km/h	16.1 km/h	78	53
Storhamar	77	Rønningen Sverre	LD	4333 m	30.7 km/h	12.8 km/h	99	86
Storhamar	12	Berglund Jacob	C	5242 m	33.9 km/h	15.6 km/h	99	70
Storhamar	17	Salsten Eirik	RW	4750 m	35.3 km/h	14.6 km/h	93	70
Vålerenga	22	Røymark Martin	LW	4649 m	32.2 km/h	14.5 km/h	53	59
Vålerenga	18	Olsen Thomas	RW	4767 m	32.1 km/h	15.2 km/h	27	35
Vålerenga	27	Partanen Mika	LW	4684 m	33.6 km/h	15.3 km/h	28	41
Storhamar	71	Espeland Stefan	RD	4083 m	31.9 km/h	13.5 km/h	84	63
Storhamar	89	Quenneville Peter	RW	4743 m	32.4 km/h	16.1 km/h	85	55
Storhamar	36	Johnsen Martin	C	4322 m	35.7 km/h	15.1 km/h	68	60
Vålerenga	19	Finstad Pontus	LW	4568 m	37.1 km/h	16.1 km/h	52	56
Vålerenga	92	Dostie Alex	RW	4098 m	32.4 km/h	14.6 km/h	74	69
Storhamar	88	Hjelm Andreas	LD	3911 m	34.0 km/h	14.5 km/h	79	57

Team	#	Player	Pos	DIST (m)	SPD TOP (km/h)	SPD AVG (km/h)	Accelerations	Decelerations
Storhamar	22	Rønnild Martin	RW	4448 m	34.5 km/h	16.6 km/h	80	61
Storhamar	54	Hurrød Sander	LD	3652 m	33.0 km/h	14.0 km/h	93	62
Vålerenga	28	Karterud Jørgen	RW	4221 m	37.0 km/h	16.3 km/h	35	35
Vålerenga	47	Johansen Sebastian	C	3777 m	34.5 km/h	15.3 km/h	44	40
Storhamar	47	Saxrud Danielsen Adrian	LD	3266 m	33.7 km/h	13.6 km/h	58	33
Vålerenga	25	Bengtsson Christopher	C	4022 m	35.1 km/h	17.2 km/h	17	28
Storhamar	43	Strøm William	RD	3165 m	32.5 km/h	13.9 km/h	57	58
Storhamar	28	Solem Samuel	LW	3400 m	33.0 km/h	15.6 km/h	74	48
Vålerenga	24	Mowe Herman	RD	2967 m	32.2 km/h	14.0 km/h	42	40
Storhamar	98	Lundell Noer Jacob	C	3222 m	33.5 km/h	15.6 km/h	55	52
Storhamar	66	Dahl Andreas	RW	2797 m	30.0 km/h	13.9 km/h	54	44
Storhamar	83	Pappalardo Kenneth	C	2934 m	30.4 km/h	16.1 km/h	44	29
Vålerenga	16	Brekke Henriksen Magnus	C	2891 m	35.0 km/h	16.1 km/h	27	35
Vålerenga	68	Thoresen Sander	RW	2775 m	32.2 km/h	16.4 km/h	29	35
Storhamar	91	Bryhnisveen Marcus	LW	2161 m	30.8 km/h	15.3 km/h	41	39
Vålerenga	9	Torrissen Christian Lillestøl	LW	1825 m	33.1 km/h	15.0 km/h	46	39
Vålerenga	38	Semmerud-Garcia Bastien	LD	493 m	31.1 km/h	14.2 km/h	6	5
Vålerenga	95	Svendsen Didrik	RD	42 m	6.7 km/h	3.8 km/h	0	0
Storhamar	45	Sandnes Axel	RD	112 m	26.5 km/h	16.8 km/h	2	3
Vålerenga	20	Nyhus Myhre Jørgen	LD	0 m	-	-	0	0

## Puck control

Team	#	Player	Pos	Control	Control %	No. Controls	Control SPD AVG (km/h)	Control DIST (m)	Control DIST FWD (m)
Vålerenga	56	Taimi Tommi	RD	2:05	.068	81	14.8 km/h	515 m	179 m
Vålerenga	81	Nielsen Andrew	LD	2:09	.070	78	14.4 km/h	515 m	204 m
Vålerenga	72	Solberg Stian	LD	1:06	.043	49	19.7 km/h	365 m	160 m
Storhamar	4	Kindl Jacub	RD	1:10	.047	50	17.2 km/h	336 m	120 m
Vålerenga	46	Olimb Mathis	C	1:22	.059	64	17.0 km/h	387 m	191 m
Vålerenga	6	Ekelund Kalle	RD	1:23	.065	55	14.9 km/h	345 m	110 m
Storhamar	41	Thoresen Patrick	LW	1:28	.070	52	14.8 km/h	362 m	206 m
Storhamar	27	Martinsen Andreas	LW	0:51	.042	36	17.1 km/h	241 m	140 m
Storhamar	77	Rønningen Sverre	LD	0:56	.046	42	14.8 km/h	230 m	107 m
Storhamar	12	Berglund Jacob	C	0:51	.042	57	17.7 km/h	251 m	124 m
Storhamar	17	Salsten Eirik	RW	1:04	.055	51	16.7 km/h	298 m	208 m
Vålerenga	22	Røymark Martin	LW	0:27	.023	28	18.3 km/h	138 m	97 m
Vålerenga	18	Olsen Thomas	RW	0:34	.030	43	15.9 km/h	148 m	65 m
Vålerenga	27	Partanen Mika	LW	0:56	.051	42	16.6 km/h	258 m	139 m
Storhamar	71	Espeland Stefan	RD	1:04	.059	50	15.1 km/h	269 m	123 m
Storhamar	89	Quenneville Peter	RW	0:39	.037	41	20.7 km/h	225 m	151 m
Storhamar	36	Johnsen Martin	C	0:43	.042	42	17.6 km/h	212 m	106 m
Vålerenga	19	Finstad Pontus	LW	0:40	.039	36	21.5 km/h	240 m	193 m
Vålerenga	92	Dostie Alex	RW	0:39	.039	36	13.5 km/h	147 m	86 m
Storhamar	88	Hjelm Andreas	LD	1:02	.064	45	14.8 km/h	256 m	100 m

Team	#	Player	Pos	Control	Control %	No. Controls	Control SPD AVG (km/h)	Control DIST (m)	Control DIST FWD (m)
Storhamar	22	Rønnild Martin	RW	0:29	.030	20	18.0 km/h	146 m	71 m
Storhamar	54	Hurrød Sander	LD	0:33	.035	30	15.4 km/h	142 m	51 m
Vålerenga	28	Karterud Jørgen	RW	0:43	.046	33	19.9 km/h	238 m	139 m
Vålerenga	47	Johansen Sebastian	C	0:33	.037	27	18.5 km/h	169 m	94 m
Storhamar	47	Saxrud Danielsen Adrian	LD	0:23	.026	24	14.7 km/h	92 m	26 m
Vålerenga	25	Bengtsson Christopher	C	0:44	.052	32	18.3 km/h	223 m	100 m
Storhamar	43	Strøm William	RD	0:31	.038	28	14.5 km/h	124 m	44 m
Storhamar	28	Solem Samuel	LW	0:22	.027	26	17.7 km/h	106 m	45 m
Vålerenga	24	Mowe Herman	RD	0:20	.026	19	18.1 km/h	99 m	29 m
Storhamar	98	Lundell Noer Jacob	C	0:22	.029	14	16.5 km/h	101 m	65 m
Storhamar	66	Dahl Andreas	RW	0:19	.026	28	15.7 km/h	81 m	37 m
Storhamar	83	Pappalardo Kenneth	C	0:12	.018	15	19.5 km/h	65 m	34 m
Vålerenga	16	Brekke Henriksen Magnus	C	0:19	.029	18	20.0 km/h	104 m	68 m
Vålerenga	68	Thoresen Sander	RW	0:12	.020	8	21.9 km/h	74 m	48 m
Storhamar	91	Bryhnisveen Marcus	LW	0:07	.014	11	18.4 km/h	37 m	28 m
Vålerenga	9	Torrissen Christian Lillestøl	LW	0:20	.047	16	17.4 km/h	99 m	75 m
Vålerenga	38	Semmerud-Garcia Bastien	LD	0:02	.018	5	15.5 km/h	9 m	4 m
Vålerenga	95	Svensen Didrik	RD	0:00	0	0	-	0 m	0 m
Storhamar	45	Sandnes Axel	RD	0:01	.027	1	24.7 km/h	4 m	4 m
Vålerenga	20	Nyhus Myhre Jørgen	LD	0:00	-	0	-	0 m	0 m

## Ice time

Team	#	Player	Pos	TOI	Shifts	AVG Shift
Vålerenga	56	Taimi Tommi	RD	30:46	38	0:49
Vålerenga	81	Nielsen Andrew	LD	30:30	36	0:51
Vålerenga	72	Solberg Stian	LD	25:37	36	0:43
Storhamar	4	Kindl Jacub	RD	24:54	30	0:50
Vålerenga	46	Olimb Mathis	C	23:03	32	0:43
Vålerenga	6	Ekelund Kalle	RD	21:30	33	0:39
Storhamar	41	Thoresen Patrick	LW	20:53	32	0:39
Storhamar	27	Martinsen Andreas	LW	20:21	27	0:45
Storhamar	77	Rønningen Sverre	LD	20:20	26	0:47
Storhamar	12	Berglund Jacob	C	20:07	28	0:43
Storhamar	17	Salsten Eirik	RW	19:32	30	0:39
Vålerenga	22	Røymark Martin	LW	19:15	29	0:40
Vålerenga	18	Olsen Thomas	RW	18:50	29	0:39
Vålerenga	27	Partanen Mika	LW	18:23	25	0:44
Storhamar	71	Espeland Stefan	RD	18:09	26	0:42
Storhamar	89	Quenneville Peter	RW	17:38	25	0:42
Storhamar	36	Johnsen Martin	C	17:08	25	0:41
Vålerenga	19	Finstad Pontus	LW	17:02	23	0:44
Vålerenga	92	Dostie Alex	RW	16:52	23	0:44
Storhamar	88	Hjelm Andreas	LD	16:08	23	0:42

Team	#	Player	Pos	TOI	Shifts	AVG Shift
Storhamar	22	Rønnild Martin	RW	16:04	21	0:46
Storhamar	54	Hurrød Sander	LD	15:40	25	0:38
Vålerenga	28	Karterud Jørgen	RW	15:30	23	0:40
Vålerenga	47	Johansen Sebastian	C	14:47	25	0:35
Storhamar	47	Saxrud Danielsen Adrian	LD	14:26	22	0:39
Vålerenga	25	Bengtsson Christopher	C	14:02	19	0:44
Storhamar	43	Strøm William	RD	13:42	24	0:34
Storhamar	28	Solem Samuel	LW	13:03	19	0:41
Vålerenga	24	Mowe Herman	RD	12:44	20	0:38
Storhamar	98	Lundell Noer Jacob	C	12:24	18	0:41
Storhamar	66	Dahl Andreas	RW	12:03	14	0:52
Storhamar	83	Pappalardo Kenneth	C	10:57	14	0:47
Vålerenga	16	Brekke Henriksen Magnus	C	10:48	16	0:41
Vålerenga	68	Thoresen Sander	RW	10:09	15	0:41
Storhamar	91	Bryhnisveen Marcus	LW	8:29	12	0:42
Vålerenga	9	Torrissen Christian Lillestøl	LW	7:18	9	0:49
Vålerenga	38	Semmerud-Garcia Bastien	LD	2:05	4	0:31
Vålerenga	95	Svensen Didrik	RD	0:40	3	0:13
Storhamar	45	Sandnes Axel	RD	0:24	1	0:24
Vålerenga	20	Nyhus Myhre Jørgen	LD	0:00	0	-

## Defense

Team	#	Player	Pos	PCW	PCW%	1st Controls	BKS	FOW
Vålerenga	56	Taimi Tommi	RD	8/11	.727	23	2	-/-
Vålerenga	81	Nielsen Andrew	LD	10/14	.714	24	0	-/-
Vålerenga	72	Solberg Stian	LD	12/24	.500	17	2	-/-
Storhamar	4	Kindl Jacub	RD	8/17	.471	15	2	-/-
Vålerenga	46	Olimb Mathis	C	17/25	.680	7	0	16/28
Vålerenga	6	Ekelund Kalle	RD	9/17	.529	12	2	-/-
Storhamar	41	Thoresen Patrick	LW	10/16	.625	6	0	3/12
Storhamar	27	Martinsen Andreas	LW	9/21	.429	7	0	1/3
Storhamar	77	Rønningen Sverre	LD	7/14	.500	12	0	-/-
Storhamar	12	Berglund Jacob	C	9/14	.643	7	0	9/17
Storhamar	17	Salsten Eirik	RW	7/16	.438	8	1	-/-
Vålerenga	22	Røymark Martin	LW	4/10	.400	4	0	-/-
Vålerenga	18	Olsen Thomas	RW	13/17	.765	7	1	1/1
Vålerenga	27	Partanen Mika	LW	6/18	.333	9	1	-/-
Storhamar	71	Espeland Stefan	RD	4/6	.667	11	1	-/-
Storhamar	89	Quenneville Peter	RW	5/16	.313	4	0	-/-
Storhamar	36	Johnsen Martin	C	11/17	.647	2	0	9/13
Vålerenga	19	Finstad Pontus	LW	9/16	.563	4	0	0/1
Vålerenga	92	Dostie Alex	RW	2/8	.250	3	1	-/-
Storhamar	88	Hjelm Andreas	LD	2/4	.500	15	1	-/-



Team	#	Player	Pos	PCW	PCW%	1st Controls	BKS	FOW
Storhamar	22	Rønnild Martin	RW	3/7	.429	5	1	-/-
Storhamar	54	Hurrød Sander	LD	5/10	.500	10	2	-/-
Vålerenga	28	Karterud Jørgen	RW	5/7	.714	5	0	0/1
Vålerenga	47	Johansen Sebastian	C	8/12	.667	2	1	6/15
Storhamar	47	Saxrud Danielsen Adrian	LD	4/10	.400	6	1	-/-
Vålerenga	25	Bengtsson Christopher	C	7/17	.412	8	0	4/14
Storhamar	43	Strøm William	RD	2/2	1.00	13	0	-/-
Storhamar	28	Solem Samuel	LW	8/15	.533	5	0	-/-
Vålerenga	24	Mowe Herman	RD	4/7	.571	6	1	-/-
Storhamar	98	Lundell Noer Jacob	C	2/7	.286	2	0	11/15
Storhamar	66	Dahl Andreas	RW	7/14	.500	2	0	-/-
Storhamar	83	Pappalardo Kenneth	C	5/8	.625	3	0	4/5
Vålerenga	16	Brekke Henriksen Magnus	C	7/13	.538	0	0	1/4
Vålerenga	68	Thoresen Sander	RW	4/7	.571	2	0	0/1
Storhamar	91	Bryhnisveen Marcus	LW	4/12	.333	1	0	-/-
Vålerenga	9	Torrissen Christian Lillestøl	LW	5/7	.714	2	0	-/-
Vålerenga	38	Semmerud-Garcia Bastien	LD	1/1	1.00	0	0	-/-
Vålerenga	95	Svendsen Didrik	RD	-/-	-	0	0	-/-
Storhamar	45	Sandnes Axel	RD	-/-	-	0	0	-/-
Vålerenga	20	Nyhus Myhre Jørgen	LD	-/-	-	0	0	-/-

## Defense

Team	#	Player	Pos	FOW%	PRE (S)	PRE AVG (S)	PRE (Pass)	PRE AVG (Pass)
Vålerenga	56	Taimi Tommi	RD	-	5	0.19	12	0.3
Vålerenga	81	Nielsen Andrew	LD	-	4	0.18	29	0.15
Vålerenga	72	Solberg Stian	LD	-	9	0.25	24	0.25
Storhamar	4	Kindl Jacub	RD	-	5	0.27	22	0.27
Vålerenga	46	Olimb Mathis	C	.571	4	0.15	33	0.25
Vålerenga	6	Ekelund Kalle	RD	-	1	0.15	10	0.24
Storhamar	41	Thoresen Patrick	LW	.250	3	0.05	28	0.23
Storhamar	27	Martinsen Andreas	LW	.333	2	0.4	21	0.29
Storhamar	77	Rønningen Sverre	LD	-	4	0.03	22	0.19
Storhamar	12	Berglund Jacob	C	.529	3	0.21	19	0.26
Storhamar	17	Salsten Eirik	RW	-	2	0.11	31	0.26
Vålerenga	22	Røymark Martin	LW	-	5	0.06	24	0.27
Vålerenga	18	Olsen Thomas	RW	1.00	4	0.04	13	0.24
Vålerenga	27	Partanen Mika	LW	-	4	0.07	18	0.43
Storhamar	71	Espeland Stefan	RD	-	4	0.27	5	0.39
Storhamar	89	Quenneville Peter	RW	-	1	0.03	23	0.26
Storhamar	36	Johnsen Martin	C	.692	1	0	18	0.25
Vålerenga	19	Finstad Pontus	LW	0	0	-	27	0.29
Vålerenga	92	Dostie Alex	RW	-	4	0.21	18	0.2
Storhamar	88	Hjelm Andreas	LD	-	2	0.21	12	0.29

Team	#	Player	Pos	FOW%	PRE (S)	PRE AVG (S)	PRE (Pass)	PRE AVG (Pass)
Storhamar	22	Rønnild Martin	RW	-	0	-	20	0.22
Storhamar	54	Hurrød Sander	LD	-	1	0.12	14	0.18
Vålerenga	28	Karterud Jørgen	RW	0	1	0.42	21	0.3
Vålerenga	47	Johansen Sebastian	C	.400	3	0.11	14	0.31
Storhamar	47	Saxrud Danielsen Adrian	LD	-	2	0.38	10	0.35
Vålerenga	25	Bengtsson Christopher	C	.286	1	0.76	19	0.16
Storhamar	43	Strøm William	RD	-	6	0.27	14	0.23
Storhamar	28	Solem Samuel	LW	-	1	0.13	15	0.27
Vålerenga	24	Mowe Herman	RD	-	5	0.18	10	0.38
Storhamar	98	Lundell Noer Jacob	C	.733	2	0.3	14	0.21
Storhamar	66	Dahl Andreas	RW	-	0	-	17	0.25
Storhamar	83	Pappalardo Kenneth	C	.800	1	0.35	18	0.2
Vålerenga	16	Brekke Henriksen Magnus	C	.250	0	-	12	0.33
Vålerenga	68	Thoresen Sander	RW	0	1	0	7	0.31
Storhamar	91	Bryhnisveen Marcus	LW	-	0	-	14	0.26
Vålerenga	9	Torrissen Christian Lillestøl	LW	-	0	-	8	0.17
Vålerenga	38	Semmerud-Garcia Bastien	LD	-	0	-	1	0.63
Vålerenga	95	Svendsen Didrik	RD	-	0	-	0	-
Storhamar	45	Sandnes Axel	RD	-	0	-	0	-
Vålerenga	20	Nyhus Myhre Jørgen	LD	-	0	-	0	-

## Passing

Team	#	Player	Pos	Passes	Pass%	Passes (PRE)	Pass% (PRE)	Passes (H.PRE)
Vålerenga	56	Taimi Tommi	RD	41/48	.854	34/40	.850	6/7
Vålerenga	81	Nielsen Andrew	LD	33/42	.786	21/29	.724	5/6
Vålerenga	72	Solberg Stian	LD	16/22	.727	11/16	.688	4/7
Storhamar	4	Kindl Jacub	RD	28/33	.848	15/19	.789	4/5
Vålerenga	46	Olimb Mathis	C	30/40	.750	19/28	.679	7/12
Vålerenga	6	Ekelund Kalle	RD	23/31	.742	15/22	.682	5/6
Storhamar	41	Thoresen Patrick	LW	27/29	.931	20/21	.952	5/5
Storhamar	27	Martinsen Andreas	LW	13/16	.813	11/13	.846	4/5
Storhamar	77	Rønningen Sverre	LD	18/25	.720	13/18	.722	3/7
Storhamar	12	Berglund Jacob	C	20/25	.800	16/19	.842	5/7
Storhamar	17	Salsten Eirik	RW	17/22	.773	13/18	.722	2/4
Vålerenga	22	Røymark Martin	LW	4/6	.667	4/4	1.00	-/-
Vålerenga	18	Olsen Thomas	RW	15/16	.938	9/10	.900	4/5
Vålerenga	27	Partanen Mika	LW	12/15	.800	9/12	.750	2/2
Storhamar	71	Espelund Stefan	RD	32/36	.889	18/21	.857	6/8
Storhamar	89	Quenneville Peter	RW	14/22	.636	11/17	.647	4/5
Storhamar	36	Johnsen Martin	C	13/18	.722	11/15	.733	5/7
Vålerenga	19	Finstad Pontus	LW	11/16	.688	10/15	.667	4/8
Vålerenga	92	Dostie Alex	RW	22/26	.846	13/16	.813	4/5
Storhamar	88	Hjelm Andreas	LD	24/27	.889	17/19	.895	5/6

Team	#	Player	Pos	Passes	Pass%	Passes (PRE)	Pass% (PRE)	Passes (H.PRE)
Storhamar	22	Rønnild Martin	RW	4/6	.667	2/4	.500	2/3
Storhamar	54	Hurrød Sander	LD	12/14	.857	9/10	.900	1/1
Vålerenga	28	Karterud Jørgen	RW	7/13	.538	6/11	.545	2/4
Vålerenga	47	Johansen Sebastian	C	14/17	.824	12/15	.800	5/6
Storhamar	47	Saxrud Danielsen Adrian	LD	12/17	.706	9/11	.818	3/4
Vålerenga	25	Bengtsson Christopher	C	13/17	.765	10/14	.714	2/4
Storhamar	43	Strøm William	RD	8/13	.615	3/7	.429	2/3
Storhamar	28	Solem Samuel	LW	5/9	.556	5/7	.714	2/2
Vålerenga	24	Mowe Herman	RD	10/12	.833	5/7	.714	2/2
Storhamar	98	Lundell Noer Jacob	C	8/9	.889	6/7	.857	3/3
Storhamar	66	Dahl Andreas	RW	5/10	.500	4/6	.667	3/4
Storhamar	83	Pappalardo Kenneth	C	3/5	.600	2/4	.500	2/4
Vålerenga	16	Brekke Henriksen Magnus	C	6/7	.857	6/7	.857	3/3
Vålerenga	68	Thoresen Sander	RW	2/3	.667	1/1	1.00	-/-
Storhamar	91	Bryhnisveen Marcus	LW	3/4	.750	2/3	.667	1/1
Vålerenga	9	Torrissen Christian Lillestøl	LW	6/6	1.00	6/6	1.00	4/4
Vålerenga	38	Semmerud-Garcia Bastien	LD	3/3	1.00	3/3	1.00	2/2
Vålerenga	95	Svendsen Didrik	RD	-/-	-	-/-	-	-/-
Storhamar	45	Sandnes Axel	RD	-/-	-	-/-	-	-/-
Vålerenga	20	Nyhus Myhre Jørgen	LD	-/-	-	-/-	-	-/-

## Passing

Team	#	Player	Pos	Pass% (H.PRE)	Pass PRE AVG	TP DIST	FP DIST	Rcvd Passes
Vålerenga	56	Taimi Tommi	RD	.857	0.2	454 m	290 m	41
Vålerenga	81	Nielsen Andrew	LD	.833	0.2	395 m	171 m	26
Vålerenga	72	Solberg Stian	LD	.571	0.27	232 m	65 m	14
Storhamar	4	Kindl Jacub	RD	.800	0.15	329 m	174 m	17
Vålerenga	46	Olimb Mathis	C	.583	0.25	370 m	85 m	30
Vålerenga	6	Ekelund Kalle	RD	.833	0.18	252 m	132 m	23
Storhamar	41	Thoresen Patrick	LW	1.00	0.21	354 m	77 m	30
Storhamar	27	Martinsen Andreas	LW	.800	0.33	125 m	15 m	16
Storhamar	77	Rønningen Sverre	LD	.429	0.23	231 m	150 m	12
Storhamar	12	Berglund Jacob	C	.714	0.25	216 m	62 m	22
Storhamar	17	Salsten Eirik	RW	.500	0.22	161 m	65 m	23
Vålerenga	22	Røymark Martin	LW	-	0.15	35 m	12 m	16
Vålerenga	18	Olsen Thomas	RW	.800	0.28	124 m	37 m	19
Vålerenga	27	Partanen Mika	LW	1.00	0.17	107 m	33 m	11
Storhamar	71	Espeland Stefan	RD	.750	0.18	406 m	242 m	28
Storhamar	89	Quenneville Peter	RW	.800	0.25	118 m	26 m	24
Storhamar	36	Johnsen Martin	C	.714	0.32	167 m	23 m	17
Vålerenga	19	Finstad Pontus	LW	.500	0.38	115 m	31 m	15
Vålerenga	92	Dostie Alex	RW	.800	0.17	231 m	81 m	22
Storhamar	88	Hjelm Andreas	LD	.833	0.19	288 m	130 m	17

Team	#	Player	Pos	Pass% (H.PRE)	Pass PRE AVG	TP DIST	FP DIST	Rcvd Passes
Storhamar	22	Rønnild Martin	RW	.667	0.4	55 m	1 m	8
Storhamar	54	Hurrød Sander	LD	1.00	0.17	118 m	41 m	8
Vålerenga	28	Karterud Jørgen	RW	.500	0.33	66 m	27 m	13
Vålerenga	47	Johansen Sebastian	C	.833	0.34	152 m	73 m	8
Storhamar	47	Saxrud Danielsen Adrian	LD	.750	0.19	189 m	95 m	7
Vålerenga	25	Bengtsson Christopher	C	.500	0.23	162 m	56 m	11
Storhamar	43	Strøm William	RD	.667	0.22	120 m	74 m	7
Storhamar	28	Solem Samuel	LW	1.00	0.17	48 m	29 m	11
Vålerenga	24	Mowe Herman	RD	1.00	0.15	115 m	48 m	7
Storhamar	98	Lundell Noer Jacob	C	1.00	0.28	105 m	8 m	6
Storhamar	66	Dahl Andreas	RW	.750	0.25	62 m	4 m	10
Storhamar	83	Pappalardo Kenneth	C	.500	0.47	23 m	14 m	5
Vålerenga	16	Brekke Henriksen Magnus	C	1.00	0.29	48 m	12 m	9
Vålerenga	68	Thoresen Sander	RW	-	0.1	23 m	19 m	3
Storhamar	91	Bryhnisveen Marcus	LW	1.00	0.21	44 m	18 m	3
Vålerenga	9	Torrissen Christian Lillestøl	LW	1.00	0.54	31 m	3 m	6
Vålerenga	38	Semmerud-Garcia Bastien	LD	1.00	0.59	30 m	16 m	0
Vålerenga	95	Svendsen Didrik	RD	-	-	0 m	0 m	0
Storhamar	45	Sandnes Axel	RD	-	-	0 m	0 m	0
Vålerenga	20	Nyhus Myhre Jørgen	LD	-	-	0 m	0 m	0

## Goalkeeper statistics (Areas included in statistics: at goal, close, edges and far)

Team	#	Player	SA	GA	SA/min	SV%	SA Lateral	SV Lateral	SV% Lateral	Screened S	Screened SA	Screened SV	Screened SV%	xGa	xG Diff	xG Diff Screen
Storhamar	30	Johansen Ole Martin	0	0	-	-	0	0	-	0	0	0	-	0	0	0
Storhamar	35	Stensrud Markus	31	4	.481	.871	5	4	0.8	9	4	3	0.8	3.23	-0.77	-0.75
Vålerenga	29	Breivold Tobias	32	4	.492	.875	9	8	0.9	22	8	7	0.9	3.46	-0.54	-0.54
Vålerenga	65	Partanen Joonas	0	0	-	-	0	0	-	0	0	0	-	0	0	0



## Goalkeeper statistics (Areas included in statistics: at goal, close, edges and far)

Team	#	Player	GA	GAA	Screened GA	Passes	Pass%
Storhamar	30	Johansen Ole Martin	0	-	0	-/-	-
Storhamar	35	Stensrud Markus	4	3.73	1	7/8	.875
Vålerenga	29	Breivold Tobias	4	3.69	1	4/6	.667
Vålerenga	65	Partanen Joonas	0	-	0	-/-	-