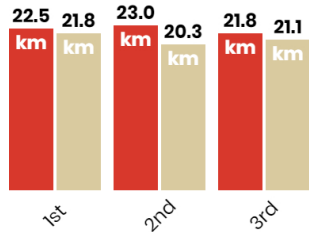


Puck control

	Time	%
Vålerenga	25:38	.427
Lørenskog IK	11:49	.197
Contested	7:30	.125
Not controlled	15:05	.251



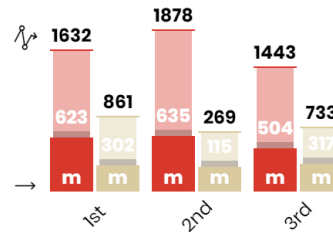
Team travel

	Vålerenga	Lørenskog IK
1st Period	22497 m	21826 m
2nd Period	22969 m	20336 m
3rd Period	21803 m	21092 m



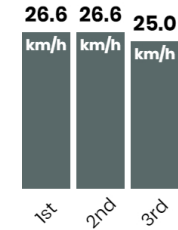
Face-Off wins

	Total	By spot
Offensive zone	10/17	(6/10, 4/7)
Neutral zone	11/18	
Defensive zone	5/17	(3/5, 2/12)



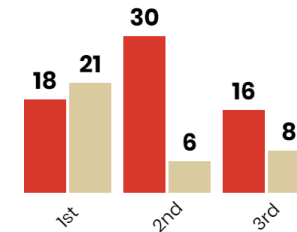
Total and forward pass distance

	Vålerenga	Lørenskog IK
1st Period	1632 m / 623 m	861 m / 302 m
2nd Period	1878 m / 635 m	269 m / 115 m
3rd Period	1443 m / 504 m	733 m / 317 m



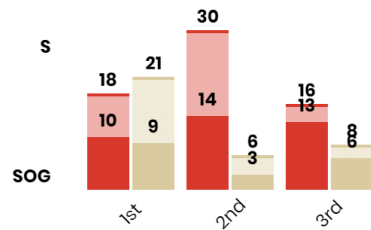
Puck's average speed

	Average speed
1st Period	26.6 km/h
2nd Period	26.6 km/h
3rd Period	25.0 km/h



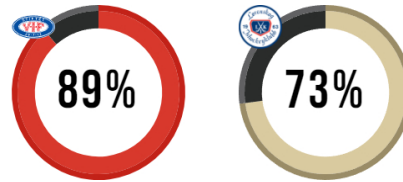
Shots

	Vålerenga	Lørenskog IK
1st Period	18	21
2nd Period	30	6
3rd Period	16	8



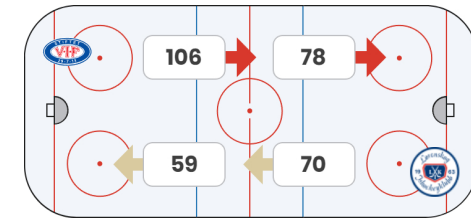
Shots on goal and all shots

	Vålerenga	Lørenskog IK
1st Period	10 / 18	9 / 21
2nd Period	14 / 30	3 / 6
3rd Period	13 / 16	6 / 8



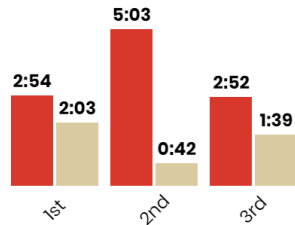
Pass percentage

	Vålerenga	Lørenskog IK
Successful	447	186
All	505	255



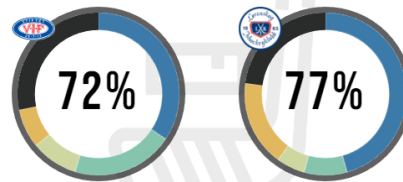
Blue line crossings

	Vålerenga DBC	Vålerenga OBC	Lørenskog IK DBC	Lørenskog IK OBC
1st Period	40	26	20	20
2nd Period	34	29	20	15
3rd Period	32	23	30	24



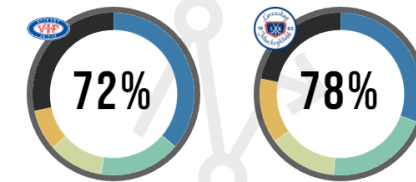
Offensive zone time

	Vålerenga	Lørenskog IK
1st Period	2:54	2:03
2nd Period	5:03	0:42
3rd Period	2:52	1:39



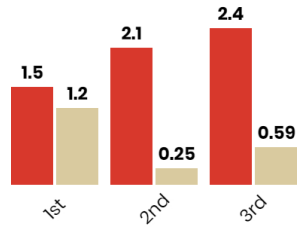
Shots under pressure

	Vålerenga	Lørenskog IK
Not pressured	18	8
Pressured	46	27



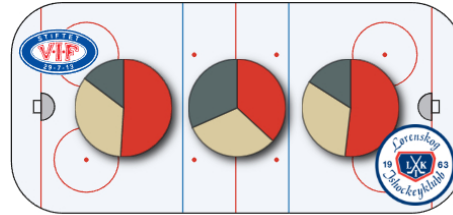
Passes under pressure

	Vålerenga	Lørenskog IK
Not pressured	143	56
Pressured	362	199



Sum of all shot xG values

	Vålerenga	Lørenskog IK
1st Period	1.5	1.2
2nd Period	2.1	0.25
3rd Period	2.4	0.59



Puck contest wins

	Vålerenga	Lørenskog IK	No winner
Home team zone	52 (.510)	35 (.343)	15 (.147)
Neutral zone	7 (.368)	6 (.316)	6 (.316)
Away team zone	42 (.519)	26 (.321)	13 (.160)

Traditional

Team	#	Player	Pos	G	A	P	PIM	+	-	+/-
Vålerenga	6	Ekelund Kalle	RD	0	2	0	2	4	2	2
Vålerenga	9	Torrissen Christian Lillestøl	LW	0	0	0	0	0	0	0
Vålerenga	11	Byrkjeland Benjamin	LD	0	0	0	0	0	0	0
Vålerenga	16	Henriksen Magnus	C	0	0	0	0	0	0	0
Vålerenga	18	Olsen Thomas	RW	3	0	0	0	3	0	3
Vålerenga	19	Finstad Pontus	LW	0	1	0	0	2	0	2
Vålerenga	22	Røymark Martin	LW	0	0	0	0	1	2	-1
Vålerenga	24	Mowe Herman	RD	0	1	0	0	1	0	1
Vålerenga	25	Bengtsson Christopher	C	0	1	0	0	1	2	-1
Vålerenga	27	Partanen Mika	LW	0	3	0	0	4	0	4
Vålerenga	28	Karterud Jørgen	RW	1	0	0	0	1	0	1
Vålerenga	46	Olimb Mathis	C	0	1	0	0	4	0	4
Vålerenga	47	Johansen Sebastian	C	0	0	0	0	1	0	1
Vålerenga	56	Taimi Tommi	RD	0	1	0	0	1	0	1
Vålerenga	68	Thoresen Sander	RW	0	0	0	0	0	0	0
Vålerenga	72	Solberg Stian	LD	1	0	0	2	2	0	2
Vålerenga	81	Nielsen Andrew	LD	0	1	0	0	3	2	1
Vålerenga	91	Rosdahl Linus	LD	0	0	0	0	1	0	1
Vålerenga	92	Dostie Alex	RW	1	0	0	0	1	2	-1

Team play

Team	#	Player	Pos	CF	CA	CF%	CF% Rel	FF%	FF% Rel
Vålerenga	6	Ekelund Kalle	RD	25	4	.862	.297	.875	.252
Vålerenga	9	Torrissen Christian Lillestøl	LW	10	5	.667	.054	.727	.081
Vålerenga	11	Byrkjeland Benjamin	LD	6	2	.750	.141	.800	.152
Vålerenga	16	Henriksen Magnus	C	10	6	.625	.012	.667	.021
Vålerenga	18	Olsen Thomas	RW	24	4	.857	.242	.846	.179
Vålerenga	19	Finstad Pontus	LW	12	11	.522	-0.13	.588	-0.10
Vålerenga	22	Røymark Martin	LW	18	12	.600	-0.12	.636	-0.12
Vålerenga	24	Mowe Herman	RD	17	7	.708	.123	.632	-0.04
Vålerenga	25	Bengtsson Christopher	C	19	11	.633	-0.08	.667	-0.09
Vålerenga	27	Partanen Mika	LW	29	5	.853	.260	.867	.230
Vålerenga	28	Karterud Jørgen	RW	6	12	.333	-0.35	.429	-0.29
Vålerenga	46	Olimb Mathis	C	28	6	.824	.261	.833	.216
Vålerenga	47	Johansen Sebastian	C	6	8	.429	-0.19	.500	-0.16
Vålerenga	56	Taimi Tommi	RD	19	18	.514	-0.21	.586	-0.17
Vålerenga	68	Thoresen Sander	RW	13	5	.722	.042	.786	.069
Vålerenga	72	Solberg Stian	LD	12	17	.414	-0.36	.545	-0.22
Vålerenga	81	Nielsen Andrew	LD	26	7	.788	.212	.800	.158
Vålerenga	91	Rosdahl Linus	LD	20	18	.526	-0.15	.586	-0.13
Vålerenga	92	Dostie Alex	RW	20	11	.645	-0.06	.708	-0.03

Team play

Team	#	Player	Pos	oiSV%	oiSH%	PDO	Screens	PME/min
Vålerenga	6	Ekelund Kalle	RD	.333	.267	.600	0	9.3
Vålerenga	9	Torrissen Christian Lillestøl	LW	1.00	0	1.00	3	7.1
Vålerenga	11	Byrkjeland Benjamin	LD	1.00	0	1.00	0	6
Vålerenga	16	Henriksen Magnus	C	1.00	0	1.00	0	2.7
Vålerenga	18	Olsen Thomas	RW	1.00	.200	1.20	0	12.5
Vålerenga	19	Finstad Pontus	LW	1.00	.333	1.33	1	4.4
Vålerenga	22	Røymark Martin	LW	.667	.091	.758	0	3.5
Vålerenga	24	Mowe Herman	RD	1.00	.143	1.14	0	11.3
Vålerenga	25	Bengtsson Christopher	C	.600	.091	.691	1	5.1
Vålerenga	27	Partanen Mika	LW	1.00	.235	1.24	1	14.4
Vålerenga	28	Karterud Jørgen	RW	1.00	.250	1.25	0	-0.3
Vålerenga	46	Olimb Mathis	C	1.00	.235	1.24	1	11.9
Vålerenga	47	Johansen Sebastian	C	1.00	.250	1.25	1	1.8
Vålerenga	56	Taimi Tommi	RD	1.00	.083	1.08	0	4.3
Vålerenga	68	Thoresen Sander	RW	1.00	0	1.00	0	10.8
Vålerenga	72	Solberg Stian	LD	1.00	.333	1.33	0	0.8
Vålerenga	81	Nielsen Andrew	LD	.333	.176	.510	0	7
Vålerenga	91	Rosdahl Linus	LD	1.00	.083	1.08	0	3.4
Vålerenga	92	Dostie Alex	RW	.600	.100	.700	0	4.4

Shooting

Team	#	Player	Pos	G	S	S%	S (PRE)	S PRE AVG	S TOP (km/h)
Vålerenga	6	Ekelund Kalle	RD	0	4	0	1	0.08	112.3 km/h
Vålerenga	9	Torrissen Christian Lillestøl	LW	0	1	0	0	0	95.8 km/h
Vålerenga	11	Byrkjeland Benjamin	LD	0	1	0	1	0.1	120.3 km/h
Vålerenga	16	Henriksen Magnus	C	0	1	0	1	0.66	0 km/h
Vålerenga	18	Olsen Thomas	RW	3	8	.375	8	0.33	122.3 km/h
Vålerenga	19	Finstad Pontus	LW	0	0	-	0	-	-
Vålerenga	22	Røymark Martin	LW	0	2	0	1	0.09	87.2 km/h
Vålerenga	24	Mowe Herman	RD	0	3	0	1	0.11	123.5 km/h
Vålerenga	25	Bengtsson Christopher	C	0	3	0	1	0.06	71.7 km/h
Vålerenga	27	Partanen Mika	LW	0	4	0	1	0.01	142.5 km/h
Vålerenga	28	Karterud Jørgen	RW	1	5	.200	2	0.05	136.6 km/h
Vålerenga	46	Olimb Mathis	C	0	7	0	7	0.3	97.8 km/h
Vålerenga	47	Johansen Sebastian	C	0	0	-	0	-	-
Vålerenga	56	Taimi Tommi	RD	0	1	0	1	0.02	96.0 km/h
Vålerenga	68	Thoresen Sander	RW	0	5	0	5	0.2	112.6 km/h
Vålerenga	72	Solberg Stian	LD	1	2	.500	2	0.26	99.9 km/h
Vålerenga	81	Nielsen Andrew	LD	0	4	0	4	0.15	126.1 km/h
Vålerenga	91	Rosdahl Linus	LD	0	5	0	3	0.27	115.3 km/h
Vålerenga	92	Dostie Alex	RW	1	8	.125	7	0.32	119.8 km/h

xG

Team	#	Player	Pos	xGsum	xGavg	xGF	xGa	xGF%	xGF% Rel
Vålerenga	6	Ekelund Kalle	RD	0.17	0.043	2.2	0.29	0.88	.165
Vålerenga	9	Torrissen Christian Lillestøl	LW	0.099	0.099	0.79	0.24	0.77	-0.06
Vålerenga	11	Byrkjeland Benjamin	LD	0.0093	0.0093	0.087	0.15	0.37	-0.46
Vålerenga	16	Henriksen Magnus	C	0.06	0.06	0.79	0.31	0.72	-0.09
Vålerenga	18	Olsen Thomas	RW	0.99	0.12	2.2	0.08	0.97	.179
Vålerenga	19	Finstad Pontus	LW	0	-	1.6	1.08	0.6	-0.20
Vålerenga	22	Røymark Martin	LW	0.2	0.098	1.4	0.47	0.75	-0.10
Vålerenga	24	Mowe Herman	RD	0.033	0.011	0.83	0.46	0.64	-0.22
Vålerenga	25	Bengtsson Christopher	C	0.29	0.097	1.4	0.27	0.84	0
Vålerenga	27	Partanen Mika	LW	0.26	0.065	3.2	0.12	0.96	.223
Vålerenga	28	Karterud Jørgen	RW	0.6	0.12	0.62	1.08	0.36	-0.47
Vålerenga	46	Olimb Mathis	C	0.3	0.043	3.2	0.24	0.93	.288
Vålerenga	47	Johansen Sebastian	C	0	-	0.62	0.71	0.47	-0.33
Vålerenga	56	Taimi Tommi	RD	0.019	0.019	2.4	1.17	0.68	-0.13
Vålerenga	68	Thoresen Sander	RW	0.8	0.16	1.4	0.14	0.91	.082
Vålerenga	72	Solberg Stian	LD	0.68	0.34	1.6	0.63	0.71	-0.14
Vålerenga	81	Nielsen Andrew	LD	0.37	0.093	2.8	0.34	0.89	.230
Vålerenga	91	Rosdahl Linus	LD	0.31	0.061	1.6	1.21	0.57	-0.25
Vålerenga	92	Dostie Alex	RW	0.87	0.11	1.4	0.27	0.84	0

EPV

Team	#	Player	Pos	P Progr.	P Repr.	P Losses	P Turnovers	P Total
Vålerenga	6	Ekelund Kalle	RD	0.57	-0.081	-0.0066	0	0.48
Vålerenga	9	Torrissen Christian Lillestøl	LW	0.18	-0.03	-0.032	-0.01	0.11
Vålerenga	11	Byrkjeland Benjamin	LD	0.084	-0.015	0	0	0.069
Vålerenga	16	Henriksen Magnus	C	0.073	0	-0.028	-0.017	0.028
Vålerenga	18	Olsen Thomas	RW	0.19	-0.082	-0.18	-0.048	-0.11
Vålerenga	19	Finstad Pontus	LW	0.13	-0.013	-0.12	-0.065	-0.073
Vålerenga	22	Røymark Martin	LW	0.13	-0.013	-0.12	-0.078	-0.078
Vålerenga	24	Mowe Herman	RD	0.043	-0.058	-0.033	-0.028	-0.075
Vålerenga	25	Bengtsson Christopher	C	0.4	-0.088	-0.066	0	0.24
Vålerenga	27	Partanen Mika	LW	0.8	-0.1	-0.17	-0.073	0.45
Vålerenga	28	Karterud Jørgen	RW	0.12	-0.0083	-0.0082	0	0.099
Vålerenga	46	Olimb Mathis	C	0.49	-0.099	-0.14	-0.014	0.24
Vålerenga	47	Johansen Sebastian	C	0.16	-0.035	-0.17	-0.0074	-0.048
Vålerenga	56	Taimi Tommi	RD	0.59	-0.096	-0.12	-0.016	0.36
Vålerenga	68	Thoresen Sander	RW	0.13	-0.022	-0.06	-0.0011	0.043
Vålerenga	72	Solberg Stian	LD	0.22	-0.013	-0.0097	-0.011	0.18
Vålerenga	81	Nielsen Andrew	LD	1.1	-0.024	-0.056	-0.022	0.98
Vålerenga	91	Rosdahl Linus	LD	0.12	-0.0073	-0.084	-0.048	-0.019
Vålerenga	92	Dostie Alex	RW	0.58	-0.07	-0.086	-0.016	0.4

EPV

Team	#	Player	Pos	C Progr.	C Regr.	C Losses	C Total	EPV Total
Vålerenga	6	Ekelund Kalle	RD	0.47	-0.47	-0.0035	0.0011	0.66
Vålerenga	9	Torrissen Christian Lillestøl	LW	0.039	-0.037	0	0.0019	0.21
Vålerenga	11	Byrkjeland Benjamin	LD	0.048	-0.07	-0.0074	-0.029	0.05
Vålerenga	16	Henriksen Magnus	C	0.059	-0.089	-0.015	-0.046	0.042
Vålerenga	18	Olsen Thomas	RW	0.58	-0.37	-0.038	0.17	1
Vålerenga	19	Finstad Pontus	LW	0.13	-0.17	-0.0012	-0.034	-0.11
Vålerenga	22	Røymark Martin	LW	0.076	-0.069	-0.0025	0.0041	0.12
Vålerenga	24	Mowe Herman	RD	0.055	-0.067	-0.0096	-0.022	-0.064
Vålerenga	25	Bengtsson Christopher	C	0.6	-0.58	-0.062	-0.04	0.49
Vålerenga	27	Partanen Mika	LW	1	-0.52	-0.0069	0.51	1.2
Vålerenga	28	Karterud Jørgen	RW	0.73	-0.32	-0.24	0.17	0.88
Vålerenga	46	Olimb Mathis	C	0.51	-0.4	-0.008	0.099	0.64
Vålerenga	47	Johansen Sebastian	C	0.32	-0.23	-0.014	0.08	0.032
Vålerenga	56	Taimi Tommi	RD	0.49	-0.3	-0.0034	0.18	0.56
Vålerenga	68	Thoresen Sander	RW	0.21	-0.15	0	0.056	0.9
Vålerenga	72	Solberg Stian	LD	0.15	-0.11	0	0.034	0.9
Vålerenga	81	Nielsen Andrew	LD	0.53	-0.53	-0.069	-0.069	1.3
Vålerenga	91	Rosdahl Linus	LD	0.53	-0.35	-0.14	0.031	0.32
Vålerenga	92	Dostie Alex	RW	0.5	-0.35	-0.019	0.12	1.4

Skating

Team	#	Player	Pos	DIST (m)	SPD TOP (km/h)	SPD AVG (km/h)	Accelerations	Decelerations
Vålerenga	6	Ekelund Kalle	RD	4476 m	33.8 km/h	13.7 km/h	52	51
Vålerenga	9	Torrissen Christian Lillestøl	LW	2163 m	32.4 km/h	13.4 km/h	45	31
Vålerenga	11	Byrkjeland Benjamin	LD	1692 m	33.3 km/h	13.6 km/h	18	13
Vålerenga	16	Henriksen Magnus	C	2970 m	33.7 km/h	14.4 km/h	37	37
Vålerenga	18	Olsen Thomas	RW	3592 m	31.3 km/h	13.6 km/h	36	32
Vålerenga	19	Finstad Pontus	LW	3495 m	33.0 km/h	14.2 km/h	45	37
Vålerenga	22	Røymark Martin	LW	3548 m	32.3 km/h	13.4 km/h	51	61
Vålerenga	24	Mowe Herman	RD	2517 m	30.0 km/h	12.6 km/h	52	42
Vålerenga	25	Bengtsson Christopher	C	4047 m	35.8 km/h	16.6 km/h	32	32
Vålerenga	27	Partanen Mika	LW	3803 m	31.6 km/h	13.1 km/h	62	47
Vålerenga	28	Karterud Jørgen	RW	3215 m	36.9 km/h	13.9 km/h	39	39
Vålerenga	46	Olimb Mathis	C	4457 m	33.9 km/h	14.7 km/h	41	38
Vålerenga	47	Johansen Sebastian	C	3119 m	30.6 km/h	14.2 km/h	47	27
Vålerenga	56	Taimi Tommi	RD	4660 m	33.8 km/h	12.4 km/h	68	56
Vålerenga	68	Thoresen Sander	RW	2766 m	33.8 km/h	14.7 km/h	35	24
Vålerenga	72	Solberg Stian	LD	4064 m	33.8 km/h	13.0 km/h	44	50
Vålerenga	81	Nielsen Andrew	LD	4868 m	28.6 km/h	12.8 km/h	94	76
Vålerenga	91	Rosdahl Linus	LD	4005 m	31.6 km/h	12.4 km/h	61	63
Vålerenga	92	Dostie Alex	RW	3811 m	30.2 km/h	13.8 km/h	70	43

Puck control

Team	#	Player	Pos	Control	Control %	No. Controls	Control SPD AVG (km/h)	Control DIST (m)	Control DIST FWD (m)
Vålerenga	6	Ekelund Kalle	RD	2:10	.111	59	15.4 km/h	556 m	191 m
Vålerenga	9	Torrissen Christian Lillestøl	LW	0:26	.044	20	15.1 km/h	107 m	71 m
Vålerenga	11	Byrkjeland Benjamin	LD	0:17	.037	16	12.4 km/h	57 m	24 m
Vålerenga	16	Henriksen Magnus	C	0:35	.047	31	13.1 km/h	127 m	40 m
Vålerenga	18	Olsen Thomas	RW	0:49	.051	56	15.9 km/h	215 m	109 m
Vålerenga	19	Finstad Pontus	LW	0:33	.037	25	17.4 km/h	161 m	106 m
Vålerenga	22	Røymark Martin	LW	0:22	.023	30	15.0 km/h	92 m	60 m
Vålerenga	24	Mowe Herman	RD	0:27	.038	33	15.6 km/h	118 m	59 m
Vålerenga	25	Bengtsson Christopher	C	1:16	.086	43	16.6 km/h	349 m	130 m
Vålerenga	27	Partanen Mika	LW	1:23	.079	67	13.8 km/h	318 m	212 m
Vålerenga	28	Karterud Jørgen	RW	0:48	.058	38	17.8 km/h	237 m	139 m
Vålerenga	46	Olimb Mathis	C	1:23	.076	55	16.9 km/h	389 m	201 m
Vålerenga	47	Johansen Sebastian	C	0:33	.041	19	15.9 km/h	144 m	90 m
Vålerenga	56	Taimi Tommi	RD	1:36	.071	68	16.7 km/h	442 m	243 m
Vålerenga	68	Thoresen Sander	RW	0:24	.035	24	20.5 km/h	135 m	105 m
Vålerenga	72	Solberg Stian	LD	0:58	.051	53	16.1 km/h	259 m	131 m
Vålerenga	81	Nielsen Andrew	LD	1:54	.084	72	13.2 km/h	419 m	172 m
Vålerenga	91	Rosdahl Linus	LD	1:14	.063	52	12.8 km/h	263 m	127 m
Vålerenga	92	Dostie Alex	RW	1:06	.066	53	16.3 km/h	298 m	197 m

Ice time

Team	#	Player	Pos	TOI	Shifts	AVG Shift
Vålerenga	6	Ekelund Kalle	RD	19:37	25	0:47
Vålerenga	9	Torrissen Christian Lillestøl	LW	9:40	12	0:48
Vålerenga	11	Byrkjeland Benjamin	LD	7:27	8	0:56
Vålerenga	16	Henriksen Magnus	C	12:24	16	0:47
Vålerenga	18	Olsen Thomas	RW	15:49	18	0:53
Vålerenga	19	Finstad Pontus	LW	14:45	16	0:55
Vålerenga	22	Røymark Martin	LW	15:52	18	0:53
Vålerenga	24	Mowe Herman	RD	11:58	16	0:45
Vålerenga	25	Bengtsson Christopher	C	14:40	16	0:55
Vålerenga	27	Partanen Mika	LW	17:22	18	0:58
Vålerenga	28	Karterud Jørgen	RW	13:53	16	0:52
Vålerenga	46	Olimb Mathis	C	18:12	20	0:55
Vålerenga	47	Johansen Sebastian	C	13:08	17	0:46
Vålerenga	56	Taimi Tommi	RD	22:32	22	1:01
Vålerenga	68	Thoresen Sander	RW	11:16	13	0:52
Vålerenga	72	Solberg Stian	LD	18:50	23	0:49
Vålerenga	81	Nielsen Andrew	LD	22:46	25	0:55
Vålerenga	91	Rosdahl Linus	LD	19:20	22	0:53
Vålerenga	92	Dostie Alex	RW	16:36	16	1:02

Defense

Team	#	Player	Pos	PCW	PCW%	1st Controls	BKS	FOW
Vålerenga	6	Ekelund Kalle	RD	5/8	.625	21	0	-/-
Vålerenga	9	Torrissen Christian Lillestøl	LW	9/10	.900	1	2	-/-
Vålerenga	11	Byrkjeland Benjamin	LD	5/7	.714	2	0	-/-
Vålerenga	16	Henriksen Magnus	C	16/20	.800	3	0	5/13
Vålerenga	18	Olsen Thomas	RW	6/12	.500	3	0	-/-
Vålerenga	19	Finstad Pontus	LW	10/17	.588	1	0	-/-
Vålerenga	22	Røymark Martin	LW	16/24	.667	1	2	-/-
Vålerenga	24	Mowe Herman	RD	6/11	.545	6	0	-/-
Vålerenga	25	Bengtsson Christopher	C	6/10	.600	5	1	10/15
Vålerenga	27	Partanen Mika	LW	7/10	.700	6	0	-/-
Vålerenga	28	Karterud Jørgen	RW	11/15	.733	4	1	-/-
Vålerenga	46	Olimb Mathis	C	14/17	.824	9	0	9/17
Vålerenga	47	Johansen Sebastian	C	12/17	.706	5	1	2/7
Vålerenga	56	Taimi Tommi	RD	14/18	.778	11	1	-/-
Vålerenga	68	Thoresen Sander	RW	5/5	1.00	3	0	-/-
Vålerenga	72	Solberg Stian	LD	13/24	.542	11	1	-/-
Vålerenga	81	Nielsen Andrew	LD	6/12	.500	18	1	-/-
Vålerenga	91	Rosdahl Linus	LD	12/21	.571	12	1	-/-
Vålerenga	92	Dostie Alex	RW	5/13	.385	2	0	-/-

Defense

Team	#	Player	Pos	FOW%	PRE (S)	PRE AVG (S)	PRE (Pass)	PRE AVG (Pass)
Vålerenga	6	Ekelund Kalle	RD	-	2	0.06	12	0.29
Vålerenga	9	Torrissen Christian Lillestøl	LW	-	1	0.07	5	0.12
Vålerenga	11	Byrkjeland Benjamin	LD	-	0	-	9	0.23
Vålerenga	16	Henriksen Magnus	C	.385	0	-	20	0.31
Vålerenga	18	Olsen Thomas	RW	-	1	0.02	12	0.17
Vålerenga	19	Finstad Pontus	LW	-	4	0.25	16	0.22
Vålerenga	22	Røymark Martin	LW	-	3	0.1	13	0.26
Vålerenga	24	Mowe Herman	RD	-	3	0.62	10	0.35
Vålerenga	25	Bengtsson Christopher	C	.667	4	0.1	17	0.24
Vålerenga	27	Partanen Mika	LW	-	1	0.07	10	0.31
Vålerenga	28	Karterud Jørgen	RW	-	5	0.26	11	0.15
Vålerenga	46	Olimb Mathis	C	.529	0	-	18	0.18
Vålerenga	47	Johansen Sebastian	C	.286	1	0.29	16	0.26
Vålerenga	56	Taimi Tommi	RD	-	4	0.3	14	0.2
Vålerenga	68	Thoresen Sander	RW	-	0	-	13	0.31
Vålerenga	72	Solberg Stian	LD	-	2	0.32	19	0.3
Vålerenga	81	Nielsen Andrew	LD	-	1	0.38	13	0.29
Vålerenga	91	Rosdahl Linus	LD	-	9	0.22	14	0.22
Vålerenga	92	Dostie Alex	RW	-	1	0.14	17	0.27

Passing

Team	#	Player	Pos	Passes	Pass%	Passes (PRE)	Pass% (PRE)	Passes (H.PRE)
Vålerenga	6	Ekelund Kalle	RD	38/41	.927	23/25	.920	1/1
Vålerenga	9	Torrissen Christian Lillestøl	LW	10/13	.769	9/11	.818	2/2
Vålerenga	11	Byrkjeland Benjamin	LD	9/9	1.00	6/6	1.00	4/4
Vålerenga	16	Henriksen Magnus	C	10/11	.909	7/8	.875	2/3
Vålerenga	18	Olsen Thomas	RW	25/28	.893	16/18	.889	4/4
Vålerenga	19	Finstad Pontus	LW	10/13	.769	8/10	.800	1/1
Vålerenga	22	Røymark Martin	LW	14/18	.778	12/16	.750	4/7
Vålerenga	24	Mowe Herman	RD	15/17	.882	12/14	.857	2/4
Vålerenga	25	Bengtsson Christopher	C	29/30	.967	20/21	.952	4/5
Vålerenga	27	Partanen Mika	LW	32/39	.821	20/27	.741	5/9
Vålerenga	28	Karterud Jørgen	RW	19/21	.905	13/15	.867	7/9
Vålerenga	46	Olimb Mathis	C	29/32	.906	24/26	.923	10/10
Vålerenga	47	Johansen Sebastian	C	12/14	.857	10/12	.833	4/4
Vålerenga	56	Taimi Tommi	RD	34/42	.810	24/31	.774	6/8
Vålerenga	68	Thoresen Sander	RW	10/12	.833	8/10	.800	3/3
Vålerenga	72	Solberg Stian	LD	30/34	.882	19/23	.826	6/7
Vålerenga	81	Nielsen Andrew	LD	51/53	.962	37/38	.974	4/4
Vålerenga	91	Rosdahl Linus	LD	22/28	.786	17/21	.810	3/5
Vålerenga	92	Dostie Alex	RW	35/37	.946	24/25	.960	6/6

Passing

Team	#	Player	Pos	Pass% (H.PRE)	Pass PRE AVG	TP DIST	FP DIST	Rcvd Passes
Vålerenga	6	Ekelund Kalle	RD	1.00	0.09	391 m	190 m	35
Vålerenga	9	Torrissen Christian Lillestøl	LW	1.00	0.21	90 m	23 m	8
Vålerenga	11	Byrkjeland Benjamin	LD	1.00	0.34	82 m	4 m	9
Vålerenga	16	Henriksen Magnus	C	.667	0.24	76 m	15 m	11
Vålerenga	18	Olsen Thomas	RW	1.00	0.16	283 m	35 m	34
Vålerenga	19	Finstad Pontus	LW	1.00	0.14	112 m	29 m	12
Vålerenga	22	Røymark Martin	LW	.571	0.34	111 m	41 m	16
Vålerenga	24	Mowe Herman	RD	.500	0.19	184 m	70 m	20
Vålerenga	25	Bengtsson Christopher	C	.800	0.17	329 m	45 m	23
Vålerenga	27	Partanen Mika	LW	.556	0.23	347 m	81 m	39
Vålerenga	28	Karterud Jørgen	RW	.778	0.3	195 m	68 m	20
Vålerenga	46	Olimb Mathis	C	1.00	0.27	314 m	86 m	23
Vålerenga	47	Johansen Sebastian	C	1.00	0.26	117 m	33 m	8
Vålerenga	56	Taimi Tommi	RD	.750	0.2	455 m	157 m	39
Vålerenga	68	Thoresen Sander	RW	1.00	0.21	85 m	23 m	19
Vålerenga	72	Solberg Stian	LD	.857	0.2	402 m	189 m	26
Vålerenga	81	Nielsen Andrew	LD	1.00	0.12	694 m	446 m	45
Vålerenga	91	Rosdahl Linus	LD	.600	0.19	198 m	82 m	26
Vålerenga	92	Dostie Alex	RW	1.00	0.21	388 m	92 m	34

Goalkeeper statistics (Areas included in statistics: at goal, close, edges and far)

Team	#	Player	SA	GA	SA/min	SV%	SA Lateral	SV Lateral	SV% Lateral	Screened S	Screened SA	Screened SV	Screened SV%	xGa	xG Diff	xG Diff Screened
Vålerenga	50	Dehn Marcus	0	0	-	-	0	0	-	0	0	0	-	0	0	0
Vålerenga	65	Partanen Joonas	18	2	.301	.889	3	2	0.7	14	4	3	0.8	2.04	0.04	-0.71

Goalkeeper statistics (Areas included in statistics: at goal, close, edges and far)

Team	#	Player	GA	GAA	Screened GA	Passes	Pass%
Vålerenga	50	Dehn Marcus	0	-	0	-/-	-
Vålerenga	65	Partanen Joonas	2	2.01	1	13/13	1.00